



# **YuJa Panorama for Digital Accessibility**

Seamlessly make digital content more accessible

# Accessible Content Enables Every Learner to Succeed

YuJa Panorama automatically improves the accessibility of digital media and course content. Panorama brings market-leading Artificial Intelligence and Machine Learning capabilities into the digital accessibility process.

Panorama automatically generates accessible versions of all uploaded documents. This enables users to simply click on the Accessible Versions menu and select their preferred format to review. Accessible formats automatically generated by Panorama include:



HTML



Plain Text



Text-to-Speech



Electronic Braille



High Contrast



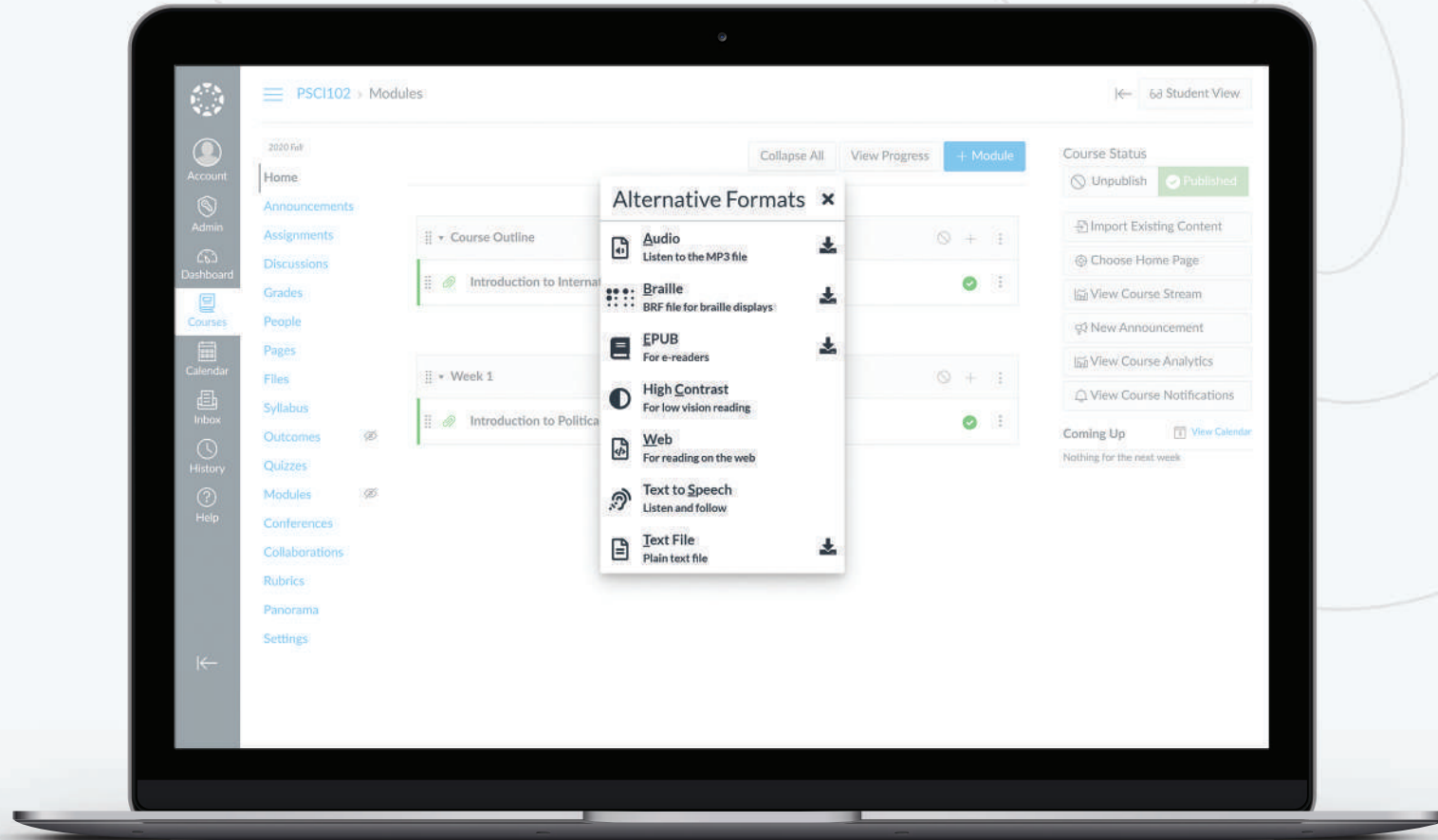
Tagged PDF



Audio Podcast



Downloadable EPUB



# Leverage Automation to Drive Inclusive Design

YuJa Panorama helps organizations improve the learning experience by driving inclusivity as a key – and measurable – objective when creating digital course content.



## Create Accessible Versions

Auto-create accessible alternative formats



## Real-Time Scorecards

Reporting on accessibility journey



## LMS Integration

Seamless integration in all major LMS platforms



## Institutional Reporting

Comprehensive institution and instructor reporting



## Visual Accessibility Scores

Inline visual accessibility gauge and score



## Automated Instructor Feedback

Guided accessibility tutorials and feedback



Blackboard

moodle

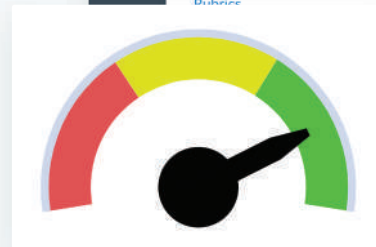
B brightspace  
by B2i

canvas  
BY INNOVATION

# Seamless Integration With All Major Lms Platforms

Our LTI and native API-level integration for all major Learning Management Systems (LMSs) help your instructors ensure they are providing accessible course content to their students. Instructors simply login to their course-site and prepare their course materials.

From here, Panorama seamlessly generates multiple accessible variants of the course-material in the background – including HTML, Electronic Braille, EPUB, Audio (Speech-to-Text), High Contrast, and Tagged PDF files.



The screenshot displays a Canvas LMS interface for a course titled 'PSCI102'. The left sidebar contains navigation links: Account, Admin, Dashboard, Courses, Calendar, Inbox, History, and Help. The main content area shows the 'Modules' section for '2020 Fall'. It includes a 'Course Outline' with a document titled 'Introduction to International Relations.docx' and a 'Week 1' section with a document titled 'Introduction to Political Science.pdf'. An 'Alternative Formats' overlay is visible on the right, listing various accessible formats with download icons:

- PDF Standard PDF
- Braille BRF file for braille displays
- EPUB For e-readers
- High Contrast For low vision reading
- Web For reading on the web
- Text to Speech Listen and follow
- Text File Plain text file
- Audio Listen to the MP3 file

# Visual Accessibility Gauge Right Next to the File

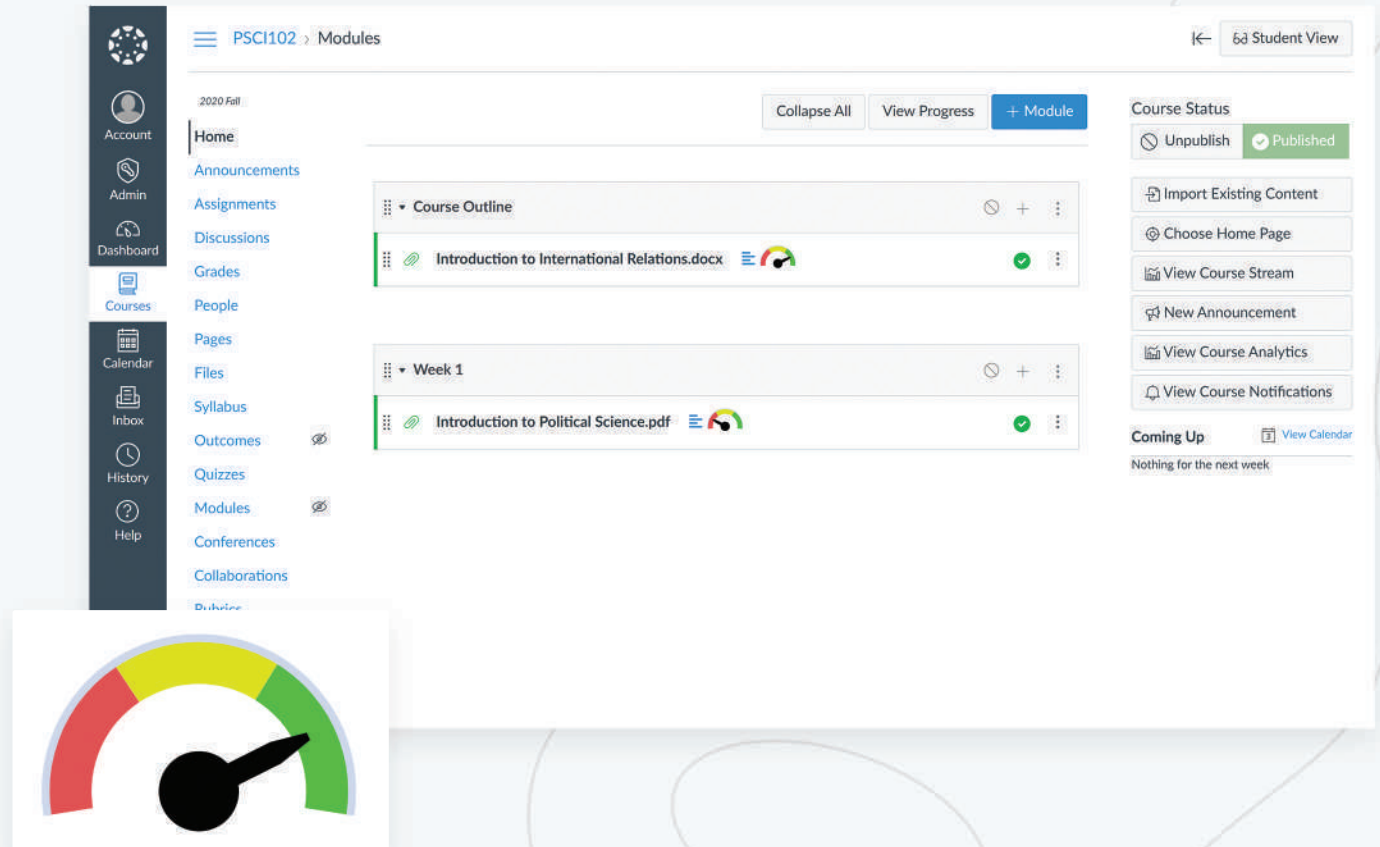
Providing quality content for students and keeping up with ever-changing accessibility standards remains the primary concerns for instructors. YuJa Panorama makes it easy for Instructors to measure the accessibility of their course content with the Accessibility Gauge. The Accessibility Gauge provides a colored representation of the Accessibility.

## Accessibility according to the following legend:

**Red** – Severe accessibility Issues

**Yellow** – Somewhat accessible, but still contains significant issues

**Green** – Minor or no accessibility issues to correct



# Review and Report Accessibility Across Your Organization

Instructors and Administrators are provided with a variety of reports to help measure the level of accessibility and track trends over time including:



## Course Report

Measure the accessibility of content within a particular course



## Instructor Report

Understand the level of accessibility an instructor provides across all of their courses



## Institution Report

Identify macro-trends related to accessibility across your organization



## Accessibility Gauge

Offers a colored representation of the overall level of accessibility at the individual content level and course level

The screenshot displays the YuJa accessibility review interface. At the top, there's a sidebar with navigation links: Account, Admin, Dashboard, Courses, Calendar, Inbox, History, and Help. The main content area is divided into several sections:

- Issue Severity Settings:** A section where users can customize issue severities. It shows a table with columns for Issue Name and Issue Severity. The table lists three issues: "The document is missing a title" (Severe), "The item does not have an alternative description" (Major), and "The PDF is untagged" (Severe).
- Accessibility Score:** A section showing the overall accessibility score for a specific document. It includes a gauge showing 19%, a PDF icon, and a warning icon indicating 4 issues.
- View Issues:** A section showing a list of issues. The first issue is "Issue 1/72" with a severity of "Severe". The issue description is "The document does not have a language set".
- Upload Improved Version:** A section with a dashed box labeled "Drag and Drop Improved File".

The interface also shows a course overview for "POL SCI 103 Introduction to Political Science" by Professor Hong Min Park, including course details and a description.

An integrated enterprise  
video platform to fit any  
organization



## Contact

Toll-free: 1-888-257-2278  
E-mail: [support@yuja.com](mailto:support@yuja.com)  
Web: [www.yuja.com](http://www.yuja.com)

### California Office

YuJa Inc.  
84 W. Santa Clara St.  
4th Floor  
San Jose, CA 95113

### Toronto Office

YuJa Canada  
30 Kern Road  
2nd Floor  
Toronto, ON

